



### Main

Range of product	Zelio Relay
Series name	Interface relay
Product or component type	Plug-in relay
Device short name	RXG
Contacts type and composition	2 C/O

### Complementary

Status LED	With
Contacts material	Silver alloy (AgSnO2In2O3)
Contact resistance	100 mOhm
[Ithe] conventional enclosed thermal current	5 A (temperature : -40...55 °C)
[Ie] rated operational current	5 A at 30 V DC conforming to UL 5 A at 30 V DC conforming to IEC 5 A at 250 V AC conforming to IEC 5 A at 250 V AC conforming to UL
Maximum switching voltage	250 V AC 30 V DC
Load current	5 A at 250 V AC
Maximum switching capacity	1250 VA
Minimum switching capacity	50 mW at 10 mA, 5 V DC
Operating rate	<= 18000 cycles/hour no-load <= 1800 cycles/hour under load
Utilisation coefficient	20 %
Mechanical durability	10000000 cycles
Electrical durability	100000 cycles for NO resistive load at 55 °C 100000 cycles for NC resistive load at 55 °C
[Ui] rated insulation voltage	250 V conforming to IEC 300 V conforming to UL 300 V conforming to CSA

[Uimp] rated impulse withstand voltage	6 kV for 1.2/50 µs
Dielectric strength	5000 V AC (reinforced insulation between coil and contact) 3000 V AC (basic insulation between poles) 1000 V AC (micro disconnection between contacts)
Resistance	1100 Ohm +/- 10 %
Insulation resistance	1000 MOhm at 500 V DC
Mounting position	Any position
Average coil consumption	0.53 W
Drop-out voltage threshold	>= 0.1 Uc DC
Electrical insulation class	Class F
Operating time	20 ms
Reset time	20 ms
[Uc] control circuit voltage	24 V DC
Safety reliability data	B10d = 100000
Colour of cover	Standard
Local signalling	Flag
Product weight	0.02 kg
Device presentation	Complete product

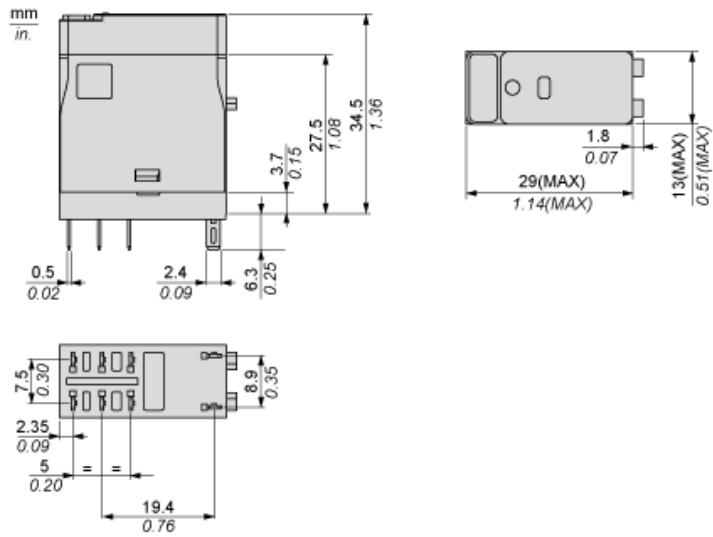
## Environment

Vibration resistance	3 gn (f = 10...150 Hz), amplitude +/- 0.75 mm (in operation) 5 gn (f = 10...150 Hz), amplitude +/- 0.75 mm (not in operation)
IP degree of protection	IP40
Shock resistance	20 gn in operation 100 gn not in operation
Protection category	RT I
Standards	IEC 61810-1 CSA C22.2 No 14 UL 508
Product certifications	CSA China RoHS EAC RoHS CE UL REACH
Pollution degree	2
Overvoltage category	III
Ambient air temperature for storage	-40...85 °C
Ambient air temperature for operation	-40...70 °C
Relative humidity	10...85 %

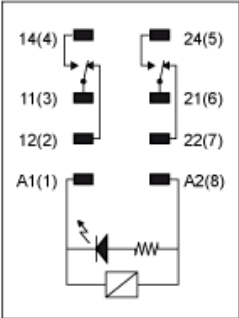
## Offer Sustainability

Sustainable offer status	Green Premium product
RoHS (date code: YYWW)	Compliant - since 1426 - Schneider Electric declaration of conformity <a href="#">Schneider Electric declaration of conformity</a>
REACH	Reference not containing SVHC above the threshold <a href="#">Reference not containing SVHC above the threshold</a>
Product environmental profile	Available <a href="#">Product environmental</a>
Product end of life instructions	Need no specific recycling operations

Dimensions

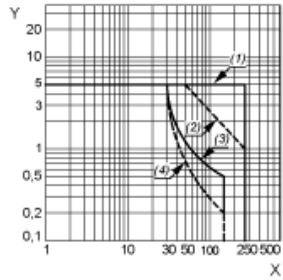


Wiring Diagram



Performance Curves

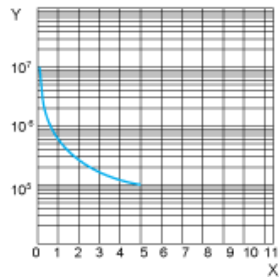
Maximum Switching Capacity



- X : Switching voltage (V)
- Y : Switching current (A)
- (1) AC Resistive Load
- (2) AC Inductive Load  $\cos(\phi)=0.4$
- (3) DC Resistive Load
- (4) DC Inductive Load (L/R=7ms)

Life Expectancy

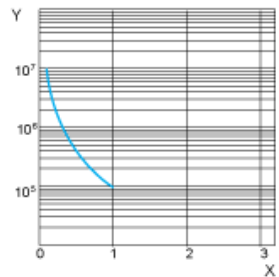
Resistive Load



- X : Contact Current (A)
- Y : Operating Cycle Number

Life Expectancy

Inductive Load

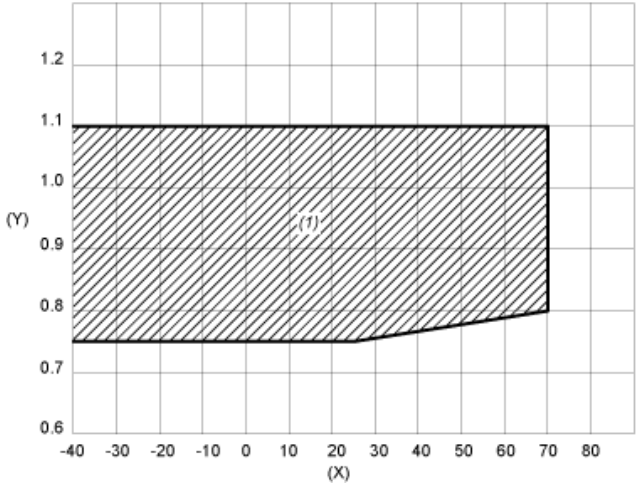


- X : Contact Current (A)
- Y : Operating Cycle Number

NOTE: These are typical curves, actual durability depends on load, environment, duty cycle, etc.

Coil Operating Range

DC Coil Operating Range VS Ambient Temperature



- X : Ambient temperature (°C)
- Y : Coil voltage (U/Uc)
- (1) Permitted operating range area